

# Legend® Acetabular Shell



**SURGICAL  
TECHNIQUE**

The following technique is a general guide for instrumentation of the Legend® Acetabular Shell. It is expected that the surgeon is already familiar with the fundamentals of Total Hip Arthroplasty (THA). Each patient represents an individual case that may require modification of the technique according to the surgeon's judgment and experience.

Please see the Acetabular Shells Instructions for Use (IFU) for intended uses/indications, device description, contraindications, precautions, warnings and potential risks associated with the Legend Acetabular Shell.

LEGEND DESIGNING SURGEONS:

**JOSHUA M. HICKMAN, M.D.**

**ZACHARY D. POST, M.D.**



Surgical Technique Overview .....	i
Legend Acetabular Shell.....	1
Preoperative Planning.....	2
Acetabular Exposure.....	3
Acetabular Reaming.....	3
Acetabular Trialing.....	4
Acetabular Shell Insertion .....	5
Screw Placement.....	6
Liner Trial Reduction .....	7
Liner Impaction.....	7
Hip Reduction.....	7
Instrument Listing.....	8
Implant Listing.....	16



# Surgical Technique Overview



1.  
Acetabular  
Preparation



4.  
Screw  
Placement



2.  
Trial  
Reduction



5.  
Liner  
Impaction



3.  
Final Shell  
Implantation



## Legend Acetabular Shell

Legend is a hemispherical shell with a highly porous ingrowth surface, and is available in sizes from 44mm to 70mm in 2mm increments, in No-Hole and Three-Hole options.

Legend has a taper and snap locking mechanism for use with neutral and hooded liners. The tabs on the liner sit flush with the shell, and provide exceptional anti-rotational stability.

## 1. Preoperative Planning

Templates with a 20% magnification are available for use with preoperative x-rays. Preoperative planning enables the surgeon to estimate the final implant size as well as to identify any unusual circumstances specific to the case at hand. The preoperative phase should include patient history, physical exam, and standardized radiographs. The A/P radiograph should be used to approximate the size and position of the final implant (Figure 1). Please consult your Ortho Development sales representative for information on digital templating.

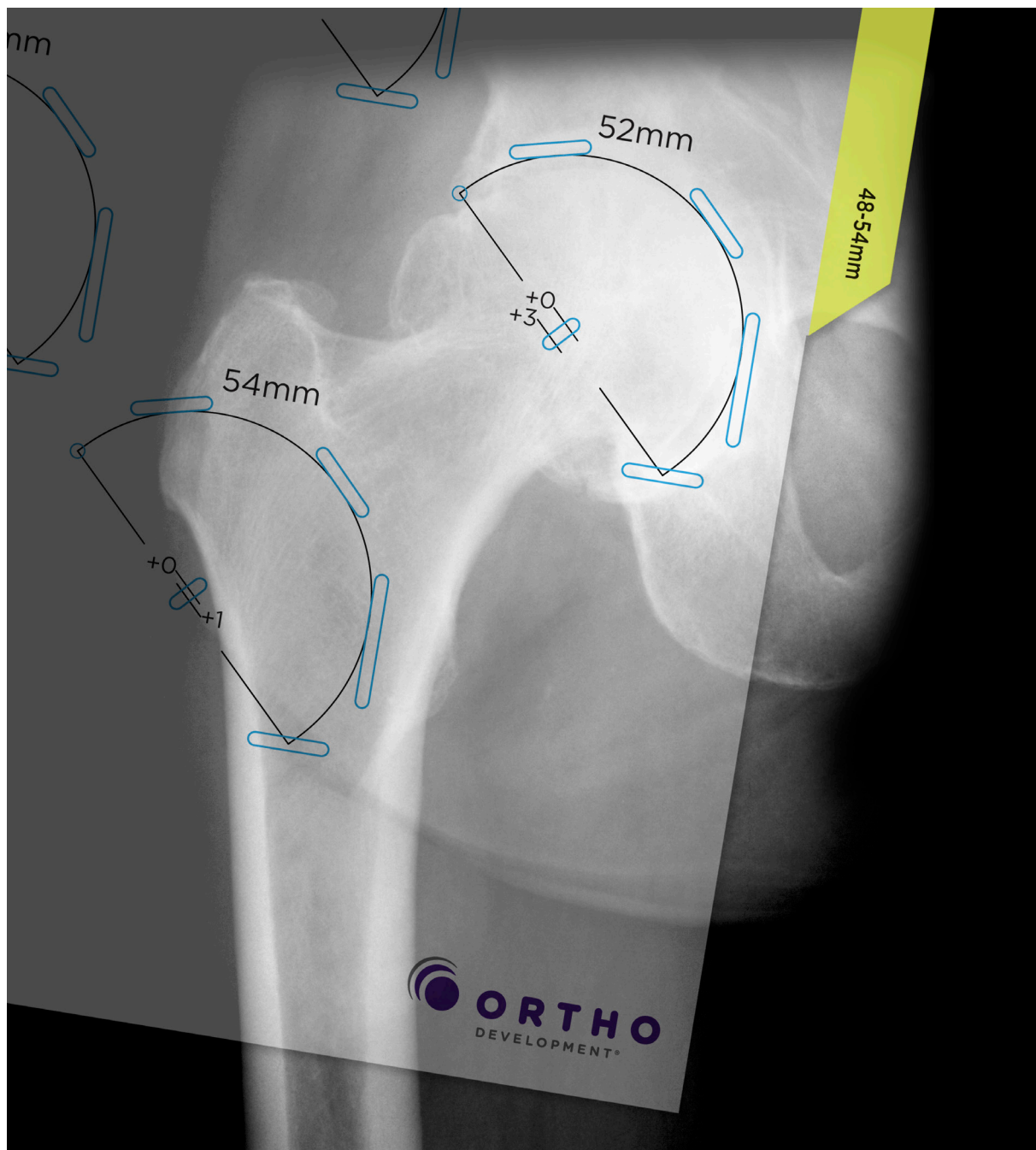


Figure 1: Template overlaid on A/P radiograph

## 2. Acetabular Exposure

Prepare the acetabulum by releasing and removing soft tissue to gain satisfactory exposure for reaming. Resect the acetabular labrum and place retractor anteriorly. Excision of the labrum and debris allows for proper visualization of the anatomy.

## 3. Acetabular Reaming

The Legend Shell has a built in press fit of 1mm. A 52mm Reamer and a 52mm Legend Shell Trial measure 52mm in diameter; a 52mm Legend Shell measures 53mm in diameter (Figure 2). It is recommended that the surgeon ream Line to Line, thereby achieving the recommended 1mm press fit (Figure 3).

52mm Reamer  
52mm OD



52mm Trial  
52mm OD



52mm Legend Shell  
53mm OD for 1mm press fit



Figure 2:  
Shell Sizing

Select an Acetabular Reamer that is considerably smaller than the templated size of the shell. Usually, starting with a reamer that is 4-6 mm smaller than the templated size is appropriate. Attach the Reamer to the Reamer Handle by pushing the handle down into the Reamer and turning clockwise to lock into place. Preserve enough subchondral bone to provide good support for the implant.



Figure 3:  
Acetabular Reaming



Figure 4:  
Acetabular Shell Trial

#### 4. Acetabular Trialing

Use the Shell Trial to verify the size and position of the final implant. Assemble the Shell Trial that corresponds to the size of the last Reamer used onto the Shell Impactor. To attach the Alignment Guide to the Shell Impactor, snap the Alignment Guide onto the Shell Impactor Handle in the designated area at the bottom of the handle (Figure 4). It is recommended to set the shell position at 45° of abduction and 20° of anteversion.

Once the desired placement of the Shell Trial is achieved, remove the Femoral Impactor leaving the shell in place.

Select the Trial Liner that corresponds to the diameter of the Shell Trial and the desired Femoral Head diameter.

To position the Trial Liner, insert it into the Shell Trial and rotate it until the tabs are seated. Secure the Trial Liner by tightening the hex screw with the Driver.






Figure 5:  
Acetabular Shell Impaction

## 5. Acetabular Shell Insertion

Select the Legend Shell size that corresponds to the Shell Trial used. Thread the Impactor tightly into the apical hole of the final implant before inserting into the acetabulum; assess the acetabulum and surrounding soft tissue to ensure nothing will prevent shell implantation.

Insert the Shell into the acetabulum and firmly tap the Inserter with a Mallet until the Shell is fully seated.

Implant position and placement should be obtained using the steps detailed in section 5, Acetabular Trialing. Gently move the Impactor Handle around to assess the stability of the Shell (Figure 5).

Remove the Alignment Guide, then disengage the Impactor Handle. If the Shell is firmly seated, there should be no gap between the Shell and the medial wall, and no apparent movement in the component.

If using the No-hole version of the Shell, and implantation is satisfactory, proceed to section 8, Liner Trial Reduction.



Figure 7:  
Screw Placement



Figure 8:  
30° Total Screw  
Angulation

## 6. Screw Placement

If a Three-Hole Shell is selected, Cancellous Bone Screws may be used for additional fixation. Ensure that the screw holes are oriented properly in the acetabulum over adequate bone stock.

When using a Cancellous Bone Screw, select the appropriate drill bit. Drill a pilot hole utilizing the Drill Guide to control direction and restrict angulation in conjunction with the Drill Drivers (Flexible or Fixed Angle).

*Note: Ensure the Drill Guide is fully seated and centered in the screw hole before beginning the drilling of each pilot hole. Angulation is variable for the Flexible Driver, and fixed at 42.5 degrees for the Fixed Angle Driver.*

Use the Depth Gage to determine the appropriate length of the Cancellous Bone Screw(s) to be used. The Depth Gage is marked in 10mm increments from 10mm to 50mm. Take the pilot hole depth measurement from the inner surface of the shell. Use a clamp, such as a tonsil, to grasp the Depth Gage at the inner shell surface to facilitate accurate depth measurement.

Select a Cancellous Bone Screw that corresponds to the measurement of the Depth Gage for final implantation.

To insert the Screw, grasp the neck of the Screw with the Screw Holding Forceps and advance it with the Hex Driver (Figure 7).

Caution should be taken to keep the screw within the allowed 30° total of angulation (Figure 8).

Take care to fully seat the screw into the shell to allow the liner to be fully impacted. Avoid over-tightening the screw. Do not attempt to place a Cancellous Bone Screw through the apical hole.

### CANCELLOUS BONE SCREWS

ITEM#	DESCRIPTION
170-3015	6.5x15mm Cancellous Bone Screw
170-3020	6.5x20mm Cancellous Bone Screw
170-3025	6.5x25mm Cancellous Bone Screw
170-3030	6.5x30mm Cancellous Bone Screw
170-3035	6.5x35mm Cancellous Bone Screw
170-3040	6.5x40mm Cancellous Bone Screw
170-3045	6.5x45mm Cancellous Bone Screw
170-3050	6.5x50mm Cancellous Bone Screw
170-3055	6.5x55mm Cancellous Bone Screw
170-3060	6.5x60mm Cancellous Bone Screw
170-3065	6.5x65mm Cancellous Bone Screw



Figure 9:  
Liner Impaction

## 7. Liner Trial Reduction

Perform a final trial reduction to ensure range of motion, stability, and coverage. Different head lengths, hooded liners, etc. may be trialed as needed to ensure the final appropriate fit, stability, and leg length.

If desired, the apical hole may be covered using an Apical Hole Plug which is packaged separately. Use the Hex Driver to insert the Plug into the Acetabular Shell. Check to ensure that the Plug is fully seated and flush prior to implanting the final liner.

## 8. Liner Impaction

Select the liner that corresponds to the trial. Prior to locking the Liner into place, check to ensure there is no soft tissue or debris in the Shell or on the rim. Use suction to remove any fluid inside the Shell.

Place the Liner into the Shell by hand, align the tabs of the Liner with the scallops on the Acetabular Shell. Secure the Liner into the Shell by hand. Assemble the Liner Impactor onto the Shell Impactor and place into the Liner. Use a mallet to tap the Liner into place (Figure 9). The Liner is fully seated once the tabs of the Liner sit flush with the Shell face to provide a visual and tactile verification that the locking mechanism is fully engaged.

## 9. Hip Reduction


Reduce the hip and take it through full range of motion. Once the desired result is achieved, close the wound in a standard fashion.

# Legend Instrument Trays

## 270-9004 ACETABULAR PREP KIT

NUMBER	ITEM #	DESCRIPTION
1	270-5226	Liner Impactor 26mm Head
2	270-5228	Liner Impactor 28mm Head
3	270-5232	Liner Impactor 32mm Head
4	270-5236	Liner Impactor 36mm Head
5	270-5240	Liner Impactor 40mm Head
6	270-5004	Flexible Drill Shaft
7	228-0019	3.5mm Hex 42.5° Driver
8	228-0009	Liner Remover
9	270-5125	4.0x25mm Drill Bit
10	270-5135	4.0x35mm Drill Bit
11	270-5150	4.0x50mm Drill Bit

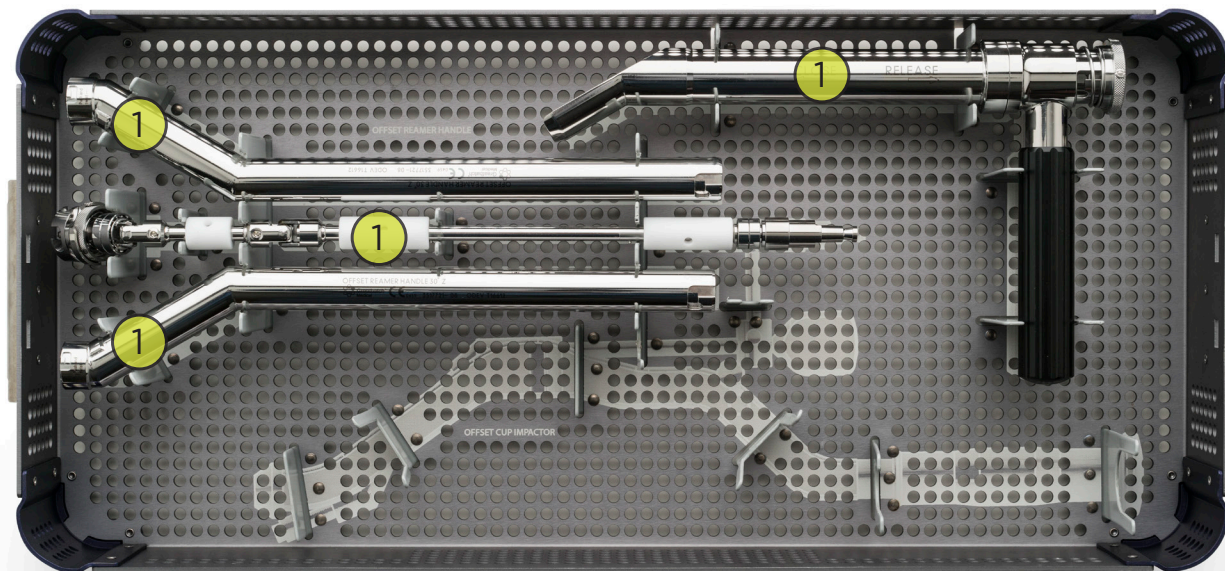
NUMBER	ITEM #	DESCRIPTION
12	270-5007	Flexible Depth Gauge
13	271-5003	Lateral Alignment Guide 45°x20°
14	228-0001	Hudson Screwdriver Handle
15	270-5008	Screw Holding Forceps
16	270-5100	Straight Shell Impactor
17	228-0016	3.5mm Hex U-Joint Driver
18	226-0018	3.5mm Hex Straight Driver
19	228-0018	42.5° Drill Driver with Collar
20	270-5011	4.0mm Drill Guide
	270-6004	Acetabular Prep Case



270-9007 OFFSET INSTRUMENT KIT

NUMBER	ITEM #	DESCRIPTION
1	T16612	Offset Reamer Handle
2	T16611	Offset Acetabular Cup Impactor*
	270-6007	Offset Instrument Case

\* Not included in kit. Order separately.



270-9006 ACETABULAR REAMER KIT - CROSS

NUMBER	ITEM #	DESCRIPTION
1	211-0016	Hudson Adapter Chuck
2	270-0101	MIS Reamer Handle
3	T2637	38mm Hemispherical Acetabular Reamer
4	T2638	39mm Hemispherical Acetabular Reamer
5	T2611	40mm Hemispherical Acetabular Reamer
6	T2639	41mm Hemispherical Acetabular Reamer
7	T2612	42mm Hemispherical Acetabular Reamer
8	T2640	43mm Hemispherical Acetabular Reamer
9	T2461	44mm Hemispherical Acetabular Reamer

NUMBER	ITEM #	DESCRIPTION
10	T2462	45mm Hemispherical Acetabular Reamer
11	T2463	46mm Hemispherical Acetabular Reamer
12	T2464	47mm Hemispherical Acetabular Reamer
13	T2465	48mm Hemispherical Acetabular Reamer
14	T2466	49mm Hemispherical Acetabular Reamer
15	T2467	50mm Hemispherical Acetabular Reamer
16	T2468	51mm Hemispherical Acetabular Reamer
17	T2469	52mm Hemispherical Acetabular Reamer



270-9006 ACETABULAR REAMER KIT - CROSS / CONTINUED

NUMBER	ITEM #	DESCRIPTION
18	T2470	53mm Hemispherical Acetabular Reamer
19	T2471	54mm Hemispherical Acetabular Reamer
20	T2472	55mm Hemispherical Acetabular Reamer
21	T2473	56mm Hemispherical Acetabular Reamer
22	T2474	57mm Hemispherical Acetabular Reamer
23	T2475	58mm Hemispherical Acetabular Reamer
24	T2476	59mm Hemispherical Acetabular Reamer
25	T2477	60mm Hemispherical Acetabular Reamer
26	T2478	61mm Hemispherical Acetabular Reamer
27	T2479	62mm Hemispherical Acetabular Reamer

NUMBER	ITEM #	DESCRIPTION
28	T2480	63mm Hemispherical Acetabular Reamer
29	T2481	64mm Hemispherical Acetabular Reamer
30	T2641	65mm Hemispherical Acetabular Reamer
31	T2613	66mm Hemispherical Acetabular Reamer
32	T2642	67mm Hemispherical Acetabular Reamer
33	T2614	68mm Hemispherical Acetabular Reamer
34	T2643	69mm Hemispherical Acetabular Reamer
	270-6005	MIS Reamers Case



270-9009: LEGEND NEUTRAL LINER TRIALS

NUMBER	ITEM #	DESCRIPTION
1	272-2844	Trial, Legend Liner, Neutral 28/44
2	272-2846	Trial, Legend Liner, Neutral 28/46
3	272-2848	Trial, Legend Liner, Neutral 28/48
4	272-2850	Trial, Legend Liner, Neutral 28/50
5	272-3246	Trial, Legend Liner, Neutral 32/46
6	272-3248	Trial, Legend Liner, Neutral 32/48
7	272-3250	Trial, Legend Liner, Neutral 32/50
8	272-3252	Trial, Legend Liner, Neutral 32/52
9	272-3254	Trial, Legend Liner, Neutral 32/54
10	272-3256	Trial, Legend Liner, Neutral 32/56
11	272-3650	Trial, Legend Liner, Neutral 36/50
12	272-3652	Trial, Legend Liner, Neutral 36/52
13	272-3654	Trial, Legend Liner, Neutral 36/54
14	272-3656	Trial, Legend Liner, Neutral 36/56
15	272-3658	Trial, Legend Liner, Neutral 36/58
16	272-3660	Trial, Legend Liner, Neutral 36/60
17	272-3662	Trial, Legend Liner, Neutral 36/62
18	272-3664	Trial, Legend Liner, Neutral 36/64-70
19	272-4054	Trial, Legend Liner, Neutral 40/54
20	272-4056	Trial, Legend Liner, Neutral 40/56
21	272-4058	Trial, Legend Liner, Neutral 40/58
22	272-4060	Trial, Legend Liner, Neutral 40/60
23	272-4062	Trial, Legend Liner, Neutral 40/62
24	272-4064	Trial, Legend Liner, Neutral 40/64-70

270-9010: LEGEND +3 NEUTRAL LINER TRIALS

NUMBER	ITEM #	DESCRIPTION
1	274-2844	Trial, Legend Liner +3 Neutral 28/44
2	274-2846	Trial, Legend Liner +3 Neutral 28/46
3	274-2848	Trial, Legend Liner +3 Neutral 28/48
4	274-2850	Trial, Legend Liner +3 Neutral 28/50
5	274-3246	Trial, Legend Liner +3 Neutral 32/46
6	274-3248	Trial, Legend Liner +3 Neutral 32/48
7	274-3250	Trial, Legend Liner +3 Neutral 32/50
8	274-3252	Trial, Legend Liner +3 Neutral 32/52
9	274-3254	Trial, Legend Liner +3 Neutral 32/54
10	274-3256	Trial, Legend Liner +3 Neutral 32/56
11	274-3650	Trial, Legend Liner +3 Neutral 36/50
12	274-3652	Trial, Legend Liner +3 Neutral 36/52
13	274-3654	Trial, Legend Liner +3 Neutral 36/54
14	274-3656	Trial, Legend Liner +3 Neutral 36/56
15	274-3658	Trial, Legend Liner +3 Neutral 36/58
16	274-3660	Trial, Legend Liner +3 Neutral 36/60
17	274-3662	Trial, Legend Liner +3 Neutral 36/62
18	274-3664	Trial, Legend Liner +3 Neutral 36/64-70
19	274-4054	Trial, Legend Liner +3 Neutral 40/54
20	274-4056	Trial, Legend Liner +3 Neutral 40/56
21	274-4058	Trial, Legend Liner +3 Neutral 40/58
22	274-4060	Trial, Legend Liner +3 Neutral 40/60
23	274-4062	Trial, Legend Liner +3 Neutral 40/62
24	274-4064	Trial, Legend Liner +3 Neutral 40/64-70



## 270-9011: LEGEND HOODED LINER TRIALS

NUMBER	ITEM #	DESCRIPTION
1	273-2844	Trial, Legend Liner, Hooded 28/44
2	273-2846	Trial, Legend Liner, Hooded 28/46
3	273-2848	Trial, Legend Liner, Hooded 28/48
4	273-2850	Trial, Legend Liner, Hooded 28/50
5	273-3246	Trial, Legend Liner, Hooded 32/46
6	273-3248	Trial, Legend Liner, Hooded 32/48
7	273-3250	Trial, Legend Liner, Hooded 32/50
8	273-3252	Trial, Legend Liner, Hooded 32/52
9	273-3254	Trial, Legend Liner, Hooded 32/54
10	273-3256	Trial, Legend Liner, Hooded 32/56
11	273-3650	Trial, Legend Liner, Hooded 36/50
12	273-3652	Trial, Legend Liner, Hooded 36/52
13	273-3654	Trial, Legend Liner, Hooded 36/54
14	273-3656	Trial, Legend Liner, Hooded 36/56
15	273-3658	Trial, Legend Liner, Hooded 36/58
16	273-3660	Trial, Legend Liner, Hooded 36/60
17	273-3662	Trial, Legend Liner, Hooded 36/62
18	273-3664	Trial, Legend Liner, Hooded 36/64-70

## 270-9012: LEGEND FACE-CHANGING LINER TRIALS

NUMBER	ITEM #	DESCRIPTION
1	275-2844	Trial, Legend Liner Face-Changing 28/44
2	275-2846	Trial, Legend Liner Face-Changing 28/46
3	275-2848	Trial, Legend Liner Face-Changing 28/48
4	275-2850	Trial, Legend Liner Face-Changing 28/50
5	275-3246	Trial, Legend Liner Face-Changing 32/46
6	275-3248	Trial, Legend Liner Face-Changing 32/48
7	275-3250	Trial, Legend Liner Face-Changing 32/50
8	275-3252	Trial, Legend Liner Face-Changing 32/52
9	275-3254	Trial, Legend Liner Face-Changing 32/54
10	275-3256	Trial, Legend Liner Face-Changing 32/56
11	275-3650	Trial, Legend Liner Face-Changing 36/50
12	275-3652	Trial, Legend Liner Face-Changing 36/52
13	275-3654	Trial, Legend Liner Face-Changing 36/54
14	275-3656	Trial, Legend Liner Face-Changing 36/56
15	275-3658	Trial, Legend Liner Face-Changing 36/58
16	275-3660	Trial, Legend Liner Face-Changing 36/60
17	275-3662	Trial, Legend Liner Face-Changing 36/62
18	275-3664	Trial, Legend Liner Face-Changing 36/64-70
19	275-4054	Trials, Legend Liner Face-Changing 40/54
20	275-4056	Trials, Legend Liner Face-Changing 40/56
21	275-4058	Trials, Legend Liner Face-Changing 40/58
22	275-4060	Trials, Legend Liner Face-Changing 40/60
23	275-4062	Trials, Legend Liner Face-Changing 40/62
24	275-4064	Trials, Legend Liner Face-Changing 40/64-70

270-9002 SHELL TRIAL KIT

NUMBER	ITEM #	DESCRIPTION
1	270-1041	41mm Shell Trial
2	270-1042	42mm Shell Trial
3	270-1043	43mm Shell Trial
4	270-1044	44mm Shell Trial
5	270-1045	45mm Shell Trial
6	270-1046	46mm Shell Trial
7	270-1047	47mm Shell Trial
8	270-1048	48mm Shell Trial
9	270-1049	49mm Shell Trial
10	270-1050	50mm Shell Trial


NUMBER	ITEM #	DESCRIPTION
11	270-1051	51mm Shell Trial
12	270-1052	52mm Shell Trial
13	270-1053	53mm Shell Trial
14	270-1054	54mm Shell Trial
15	270-1055	55mm Shell Trial
16	270-1056	56mm Shell Trial
17	270-1057	57mm Shell Trial
18	270-1058	58mm Shell Trial
19	270-1059	59mm Shell Trial
20	270-1060	60mm Shell Trial



270-9002 SHELL TRIAL KIT / CONTINUED

NUMBER	ITEM #	DESCRIPTION
21	270-1061	61mm Shell Trial
22	270-1062	62mm Shell Trial
23	270-1063	63mm Shell Trial
24	270-1064	64mm Shell Trial
25	270-1065	65mm Shell Trial
26	270-1066	66mm Shell Trial

NUMBER	ITEM #	DESCRIPTION
27	270-1067	67mm Shell Trial
28	270-1068	68mm Shell Trial
29	270-1069	69mm Shell Trial
30	270-1070	70mm Shell Trial
	270-6002	Shell Trial Case



# Implants

ITEM#	DESCRIPTION
170-0444	44mm Legend Shell No-Hole
170-0446	46 mm Legend Shell No-Hole
170-0448	48mm Legend Shell No-Hole
170-0450	50mm Legend Shell No-Hole
170-0452	52mm Legend Shell No-Hole
170-0454	54mm Legend Shell No-Hole
170-0456	56mm Legend Shell No-Hole
170-0458	58mm Legend Shell No-Hole
170-0460	60mm Legend Shell No-Hole
170-0462	62mm Legend Shell No-Hole
170-0464	64mm Legend Shell No-Hole
170-0466	66mm Legend Shell No-Hole
170-0468	68mm Legend Shell No-Hole
170-0470	70mm Legend Shell No-Hole

ITEM#	DESCRIPTION
170-0544	44mm Legend Shell Three Hole
170-0546	46mm Legend Shell Three Hole
170-0548	48mm Legend Shell Three Hole
170-0550	50mm Legend Shell Three Hole
170-0552	52mm Legend Shell Three Hole
170-0554	54mm Legend Shell Three Hole
170-0556	56mm Legend Shell Three Hole
170-0558	58mm Legend Shell Three Hole
170-0560	60mm Legend Shell Three Hole
170-0562	62mm Legend Shell Three Hole
170-0564	64mm Legend Shell Three Hole
170-0566	66mm Legend Shell Three Hole
170-0568	68mm Legend Shell Three Hole
170-0570	70mm Legend Shell Three Hole

128-0001	Apical Hole Plug
----------	------------------



## CANCELLOUS BONE SCREWS

ITEM#	DESCRIPTION
170-3015	6.5x15mm Cancellous Bone Screw
170-3020	6.5x20mm Cancellous Bone Screw
170-3025	6.5x25mm Cancellous Bone Screw
170-3030	6.5x30mm Cancellous Bone Screw
170-3035	6.5x35mm Cancellous Bone Screw
170-3040	6.5x40mm Cancellous Bone Screw

ITEM#	DESCRIPTION
170-3045	6.5x45mm Cancellous Bone Screw
170-3050	6.5x50mm Cancellous Bone Screw
170-3055	6.5x55mm Cancellous Bone Screw
170-3060	6.5x60mm Cancellous Bone Screw
170-3065	6.5x65mm Cancellous Bone Screw



LEGEND LINER NEUTRAL

ITEM#	DESCRIPTION
172-2844	Legend Acetabular Liner Neutral 28/44
172-2846	Legend Acetabular Liner Neutral 28/46
172-2848	Legend Acetabular Liner Neutral 28/48
172-2850	Legend Acetabular Liner Neutral 28/50
172-2852	Legend Acetabular Liner Neutral 28/52
172-2854	Legend Acetabular Liner Neutral 28/54
172-2856	Legend Acetabular Liner Neutral 28/56
172-2858	Legend Acetabular Liner Neutral 28/58
172-2860	Legend Acetabular Liner Neutral 28/60
172-2862	Legend Acetabular Liner Neutral 28/62
172-2864	Legend Acetabular Liner Neutral 28/64-70
172-3246	Legend Acetabular Liner Neutral 32/46
172-3248	Legend Acetabular Liner Neutral 32/48
172-3250	Legend Acetabular Liner Neutral 32/50
172-3252	Legend Acetabular Liner Neutral 32/52
172-3254	Legend Acetabular Liner Neutral 32/54
172-3256	Legend Acetabular Liner Neutral 32/56
172-3258	Legend Acetabular Liner Neutral 32/58
172-3260	Legend Acetabular Liner Neutral 32/60
172-3262	Legend Acetabular Liner Neutral 32/62
172-3264	Legend Acetabular Liner Neutral 32/64-70
172-3650	Legend Acetabular Liner Neutral 36/50
172-3652	Legend Acetabular Liner Neutral 36/52
172-3654	Legend Acetabular Liner Neutral 36/54
172-3656	Legend Acetabular Liner Neutral 36/56
172-3658	Legend Acetabular Liner Neutral 36/58
172-3660	Legend Acetabular Liner Neutral 36/60
172-3662	Legend Acetabular Liner Neutral 36/62
172-3664	Legend Acetabular Liner Neutral 36/64-70
172-4054	Legend Acetabular Liner Neutral 40/54
172-4056	Legend Acetabular Liner Neutral 40/56
172-4058	Legend Acetabular Liner Neutral 40/58
172-4060	Legend Acetabular Liner Neutral 40/60
172-4062	Legend Acetabular Liner Neutral 40/62
172-4064	Legend Acetabular Liner Neutral 40/64-70

LEGEND LINER HOODED

ITEM#	DESCRIPTION
173-2844	Legend Acetabular Liner Hooded 28/44
173-2846	Legend Acetabular Liner Hooded 28/46
173-2848	Legend Acetabular Liner Hooded 28/48
173-2850	Legend Acetabular Liner Hooded 28/50
173-2852	Legend Acetabular Liner Hooded 28/52
173-2854	Legend Acetabular Liner Hooded 28/54
173-2856	Legend Acetabular Liner Hooded 28/56
173-2858	Legend Acetabular Liner Hooded 28/58
173-2860	Legend Acetabular Liner Hooded 28/60
173-2862	Legend Acetabular Liner Hooded 28/62
173-2864	Legend Acetabular Liner Hooded 28/64-70
173-3246	Legend Acetabular Liner Hooded 32/46
173-3248	Legend Acetabular Liner Hooded 32/48
173-3250	Legend Acetabular Liner Hooded 32/50
173-3252	Legend Acetabular Liner Hooded 32/52
173-3254	Legend Acetabular Liner Hooded 32/54
173-3256	Legend Acetabular Liner Hooded 32/56
173-3258	Legend Acetabular Liner Hooded 32/58
173-3260	Legend Acetabular Liner Hooded 32/60
173-3262	Legend Acetabular Liner Hooded 32/62
173-3264	Legend Acetabular Liner Hooded 32/64-70
173-3650	Legend Acetabular Liner Hooded 36/50
173-3652	Legend Acetabular Liner Hooded 36/52
173-3654	Legend Acetabular Liner Hooded 36/54
173-3656	Legend Acetabular Liner Hooded 36/56
173-3658	Legend Acetabular Liner Hooded 36/58
173-3660	Legend Acetabular Liner Hooded 36/60
173-3662	Legend Acetabular Liner Hooded 36/62

LEGEND LINER +3 NEUTRAL

ITEM#	DESCRIPTION
174-2844	Legend Acetabular Liner +3 Neutral 28/44
174-2846	Legend Acetabular Liner +3 Neutral 28/46
174-2848	Legend Acetabular Liner +3 Neutral 28/48
174-2850	Legend Acetabular Liner +3 Neutral 28/50
174-2852	Legend Acetabular Liner +3 Neutral 28/52
174-2854	Legend Acetabular Liner +3 Neutral 28/54
174-2856	Legend Acetabular Liner +3 Neutral 28/56
174-2858	Legend Acetabular Liner +3 Neutral 28/58
174-2860	Legend Acetabular Liner +3 Neutral 28/60
174-2862	Legend Acetabular Liner +3 Neutral 28/62
174-2864	Legend Acetabular Liner +3 Neutral 28/64-70
174-3246	Legend Acetabular Liner +3 Neutral 32/46
174-3248	Legend Acetabular Liner +3 Neutral 32/48
174-3250	Legend Acetabular Liner +3 Neutral 32/50
174-3252	Legend Acetabular Liner +3 Neutral 32/52
174-3254	Legend Acetabular Liner +3 Neutral 32/54
174-3256	Legend Acetabular Liner +3 Neutral 32/56
174-3258	Legend Acetabular Liner +3 Neutral 32/58
174-3260	Legend Acetabular Liner +3 Neutral 32/60
174-3262	Legend Acetabular Liner +3 Neutral 32/62
174-3264	Legend Acetabular Liner +3 Neutral 32/64-70
174-3650	Legend Acetabular Liner +3 Neutral 36/50
174-3652	Legend Acetabular Liner +3 Neutral 36/52
174-3654	Legend Acetabular Liner +3 Neutral 36/54
174-3656	Legend Acetabular Liner +3 Neutral 36/56
174-3658	Legend Acetabular Liner +3 Neutral 36/58
174-3660	Legend Acetabular Liner +3 Neutral 36/60
174-3662	Legend Acetabular Liner +3 Neutral 36/62
174-3664	Legend Acetabular Liner +3 Neutral 36/64-70
174-4054	Legend Acetabular Liner +3 Neutral 40/54
174-4056	Legend Acetabular Liner +3 Neutral 40/56
174-4058	Legend Acetabular Liner +3 Neutral 40/58
174-4060	Legend Acetabular Liner +3 Neutral 40/60
174-4062	Legend Acetabular Liner +3 Neutral 40/62
174-4064	Legend Acetabular Liner +3 Neutral 40/64-70

LEGEND LINERS FACE-CHANGING

ITEM#	DESCRIPTION
175-2844	Legend Acetabular Liner Face-Changing 28/44
175-2846	Legend Acetabular Liner Face-Changing 28/46
175-2848	Legend Acetabular Liner Face-Changing 28/48
175-2850	Legend Acetabular Liner Face-Changing 28/50
175-2852	Legend Acetabular Liner Face-Changing 28/52
175-2854	Legend Acetabular Liner Face-Changing 28/54
175-2856	Legend Acetabular Liner Face-Changing 28/56
175-2858	Legend Acetabular Liner Face-Changing 28/58
175-2860	Legend Acetabular Liner Face-Changing 28/60
175-2862	Legend Acetabular Liner Face-Changing 28/62
175-2864	Legend Acetabular Liner Face-Changing 28/64-70
175-3246	Legend Acetabular Liner Face-Changing 32/46
175-3248	Legend Acetabular Liner Face-Changing 32/48
175-3250	Legend Acetabular Liner Face-Changing 32/50
175-3252	Legend Acetabular Liner Face-Changing 32/52
175-3254	Legend Acetabular Liner Face-Changing 32/54
175-3256	Legend Acetabular Liner Face-Changing 32/56
175-3258	Legend Acetabular Liner Face-Changing 32/58
175-3260	Legend Acetabular Liner Face-Changing 32/60
175-3262	Legend Acetabular Liner Face-Changing 32/62
175-3264	Legend Acetabular Liner Face-Changing 32/64-70
175-3650	Legend Acetabular Liner Face-Changing 36/50
175-3652	Legend Acetabular Liner Face-Changing 36/52
175-3654	Legend Acetabular Liner Face-Changing 36/54
175-3656	Legend Acetabular Liner Face-Changing 36/56
175-3658	Legend Acetabular Liner Face-Changing 36/58
175-3660	Legend Acetabular Liner Face-Changing 36/60
175-3662	Legend Acetabular Liner Face-Changing 36/62
175-3664	Legend Acetabular Liner Face-Changing 36/64-70
175-4054	Legend Acetabular Liner Face-Changing 40/54
175-4056	Legend Acetabular Liner Face-Changing 40/56
175-4058	Legend Acetabular Liner Face-Changing 40/58
175-4060	Legend Acetabular Liner Face-Changing 40/60
175-4062	Legend Acetabular Liner Face-Changing 40/62
175-4064	Legend Acetabular Liner Face-Changing 40/64-70

## Legend® Neutral and Hooded Liners

		SHELL DIAMETER													
		44	46	48	50	52	54	56	58	60	62	64	66	68	70
HEAD DIAMETER	28	28/44	28/46	28/48	28/50	28/52	28/54	28/56	28/58	28/60	28/62	28/64-70			
	32		32/46	32/48	32/50	32/52	32/54	32/56	32/58	32/60	32/62	32/64-70			
	36				36/50	36/52	36/54	36/56	36/58	36/60	36/62	36/64-70			
	40						40/54	40/56	40/58	40/60	40/62	40/64-70			
<b>HOODED LINERS AVAILABLE IN THESE SIZES</b>								<b>SIZES IN BOXES WITH BOLD OUTLINES ARE SPECIAL ORDER ONLY</b>							

\*ALL NEUTRAL AND HOODED LINERS HAVE A 1 MM LATERALIZATION.

## Legend® +3 Neutral (Lateralized) and Face-Changing Liners

		SHELL DIAMETER													
		44	46	48	50	52	54	56	58	60	62	64	66	68	70
HEAD DIAMETER	28	28/44 +3	28/46 +3	28/48 +3	28/50 +3	28/52 +3	28/54 +3	28/56 +3	28/58 +3	28/60 +3	28/62 +3	28/64-70 +3			
	32		32/46 +3	32/48 +3	32/50 +3	32/52 +3	32/54 +3	32/56 +3	32/58 +3	32/60 +3	32/62 +3	32/64-70 +3			
	36				36/50 +3	36/52 +3	36/54 +3	36/56 +3	36/58 +3	36/60 +3	36/62 +3	36/64-70 +3			
	40						40/54 +3	40/56 +3	40/58 +3	40/60 +3	40/62 +3	40/64-70 +3			
								<b>SIZES IN BOXES WITH BOLD OUTLINES ARE SPECIAL ORDER ONLY</b>							

\*LEGEND AND ESCALADE LINERS ARE COMPATIBLE WITH ALL ORTHO DEVELOPMENT SHELLS.



Ortho Development® Corporation designs, manufactures, and distributes orthopedic implants and related surgical instrumentation—with a specialty focus on hip and knee joint replacement, trauma fracture repair and spinal fixation. ODEV was founded in 1994 and is located at the base of the Wasatch Mountains in the Salt Lake City suburb of Draper, Utah. The company has established distribution throughout the United States and Japan, along with other select international markets.



Ortho Development Corporation  
odev.com

12187 So. Business Park Drive  
Draper, Utah 84020  
801-553-9991/fax 801-553-9993